



HISTORIC TOUR

ROLLING START BRIEFING

Ledenon




FLAGS AND SIGNS

ACCORDING TO THE REGULATIONS, THE SIGNALLING PROVIDED AT THE
COMMISSAIRES' POSTS MAY BE COMPLETED BY LIGHTS
THE RACE DIRECTION MAY ALSO USE A LED PANEL IN ITS DISPLAY AREA TO
PRESENT THE PENALTIES



Presented by the DC in the Race Direction signalling area


HISTORIC
TOUR



TRICOLOUR

ONLY IN CASE OF MALFUNCTION OF
THE LIGHTS

Start signal of a race



**CHECKERED
FLAG**


END OF TESTS or RACE
Slowing down lap

You are under parc fermé



Presented agitated by the marshal at his post


HISTORIC
TOUR



WHITE

ATTENTION

You are going to catch
up with a SLOW
VEHICLE




GREEN

“End of neutralised zone”

Return of the track to its
original state

End of Safety Car operation



BLUE

ATTENTION

A faster car tries to
overtake you

GIVE WAY



Presented agitated by the marshal at his post

HISTORIC
TOUR

=  **DANGER**  = **SLOW DOWN !**

= Overtaking is strictly forbidden from the first yellow flag marshal's post to the green flag marshal's post or without flag




Be prepared to change direction

Danger on the edge or part of the track

Presented for 2 laps

May be presented to reinforce double yellow flag signalling



A **DANGER** totally or partially obstructs the track

Stewards are working on the trackside or ON the track



Presented agitated by the marshal at his post

HISTORIC
TOUR

Neutralisation of tests



Neutralisation of races



SLOW DOWN !

Do not zigzag or brake and accelerate too quickly

Overtaking is not allowed

(if you overtake = return the place as soon as possible otherwise penalties...)



SC PROCEDURE

HISTORIC
TOUR



In the event of a major incident the Race Direction may decide to neutralise the race by means of a Safety Car operation

- A waving yellow flag + "SC" signs will be displayed at all commissaires' posts; double yellow flags will be waved at the location of the incident(s)
- From this moment on, all competitors must slow down, not overtake each other and stay in line behind the leader
- The leader will keep the peloton at a slow speed to assist the insertion of the safety car
- The SC will enter the track with its yellow lights on, ahead of the leader.
- If the SC is not in front of the leader, he can signal you to overtake him by turning on the green light of his light bar.
- When the track is back in race condition, the SC will turn off its lights at the recommended location (specified in the briefing) and the yellow flags will be removed, only the "SC" signs will be displayed
- The SC will retire to the pit lane, the cars will continue on track and will be presented with a green flag on the restart line indicating the restart of the race
- **ATTENTION:** when the SC has its lights on, you must follow it wherever it goes (escape routes, pit lanes etc..)



Change of grip flag presented **FIXED** by the marshal

HISTORIC
TOUR



YELLOW & RED

BE CAREFUL!

Track grip changes
There may be oil, water, gravel...



Penalty flags, displayed FIXED in the Race Direction zone

HISTORIC
TOUR



+

123

BLACK

Orange

+ N°

MANDATORY PIT STOP
Technical problem



+

123

BLACK &
WHITE

+ N°

WARNING

Unsportsmanlike drive
Failure to respect track
limits



+

123

BLACK

+ N°

MANDATORY PIT STOP



Penalty signs displayed in the Race Direction area

**HISTORIC
TOUR**

**Drive
Through**

123

Presented 3 laps maximum
Must go through the pit lane

**STOP &
GO**

123

Presented 3 laps maximum
Obligation to stop at the penalty area

Penalties must be carried out as soon as possible without stopping in the pit
These penalties cannot be carried out during a SC operation




Presented agitated at all marshals' posts and DC area

**HISTORIC
TOUR**

**REDUCE SPEED IMMEDIATELY
NO OVERTAKING ALLOWED**

GO INTO THE STANDS WAY (unless otherwise stated in the DC briefing)

YOU ARE UNDER PARC FERME



In Tests

You are under parc fermé

Do not stop at your stand except in case of technical problems

Qualifying: Time stopped

In Race

Staying in the traffic lane

Stop 10m before the pit exit lights without overtaking = keep your order on track

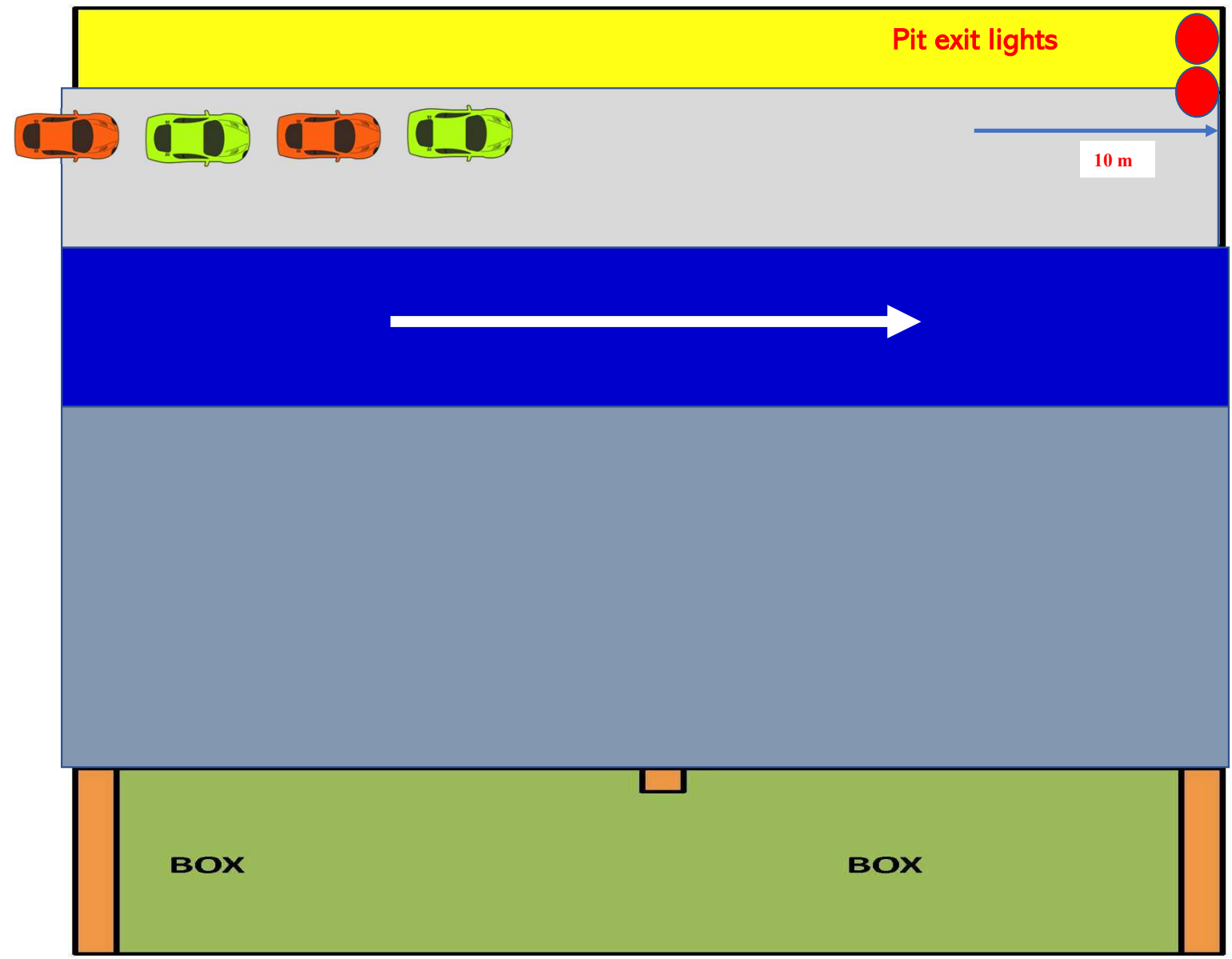
Stopping time

The S.C. takes position in front of the leading car

If the first cars are the last in the ranking, the D.C. makes these cars start for 1 lap and then come back to the end of the line in the pits.

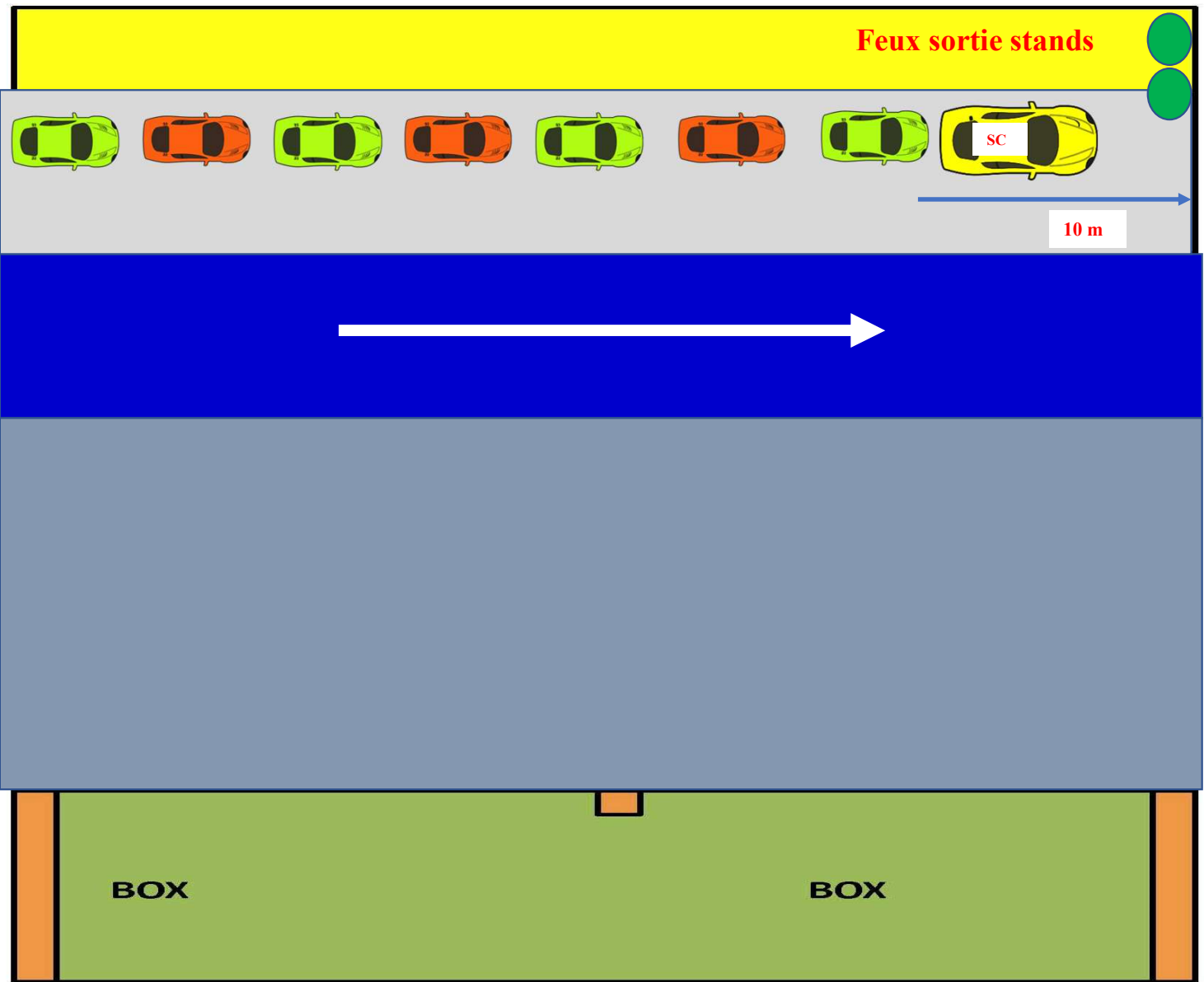
Track ok = Green pit exit - restart of the race under SC procedure



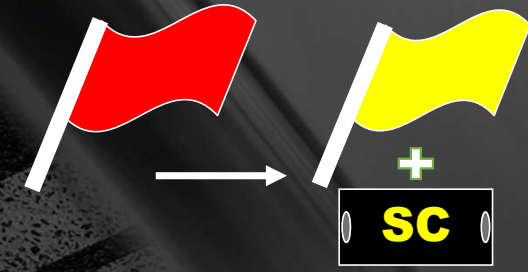


Neutralized track
The cars remain in the traffic lane and move towards the pit exit line and stop 10 metres from it

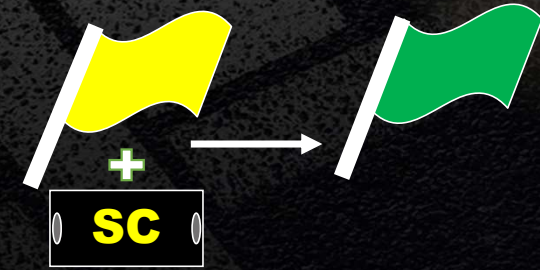





**HISTORIC
TOUR**



On-track interventions
completed
Restart of the race
under SC procedure



NON-COMPLIANCE WITH SIGNS



Ex: Overtaking under yellow flag, during FY or SC
On the report of the marshals or found by the DC :
In the tests: Cancellation of best time
In the race: Drive Through

Drive Through

STOP & GO

After 3 Presentations:

Transmission Sporting steward → Black Flag

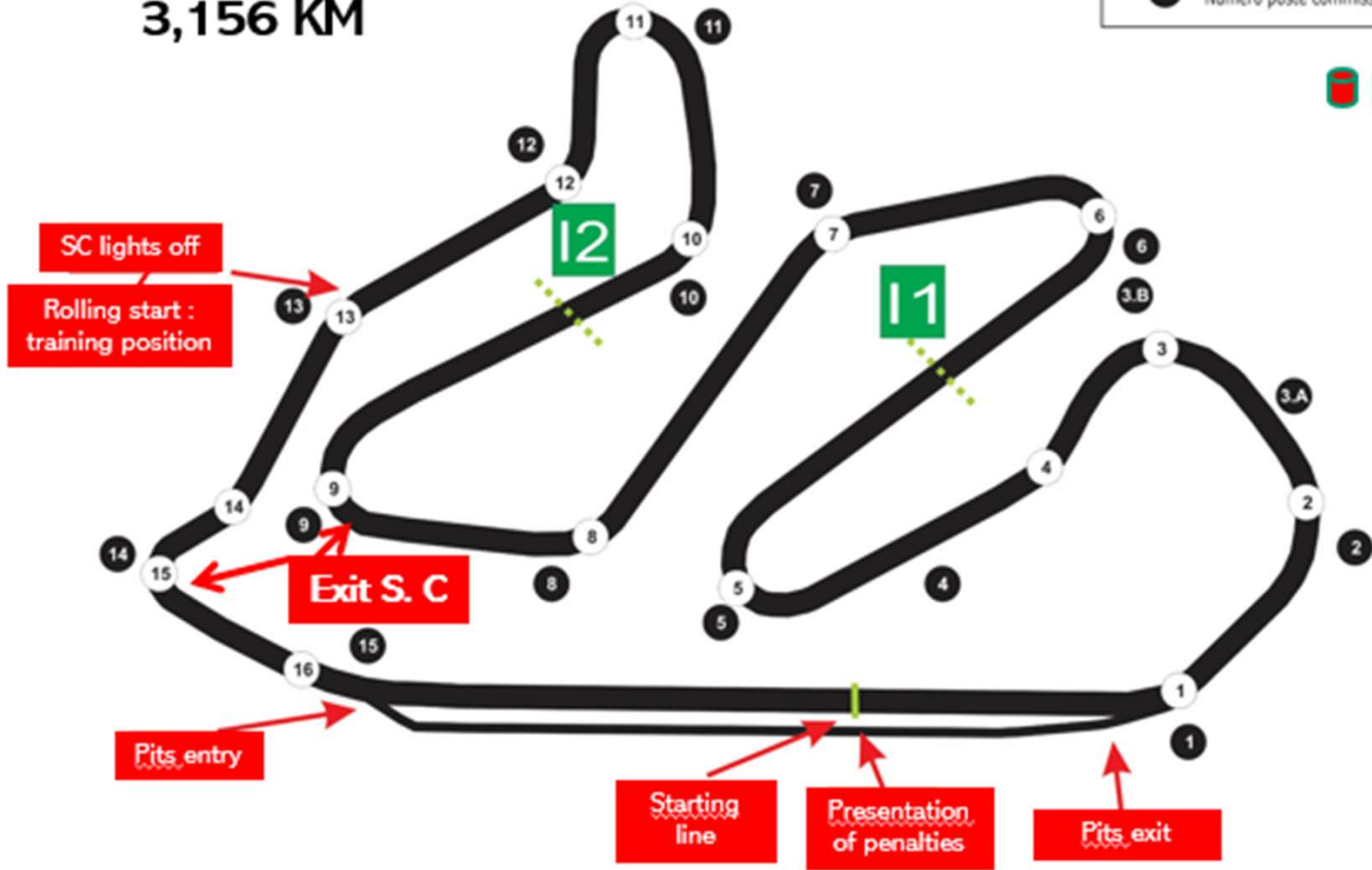


SPECIAL FEATURES



Length of track
3,156 KM

- ① Numéro de virage
- ① Numéro poste commissaires



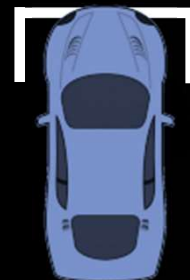
PRE-GRID



ROLLING START – POSITION ON THE GRID

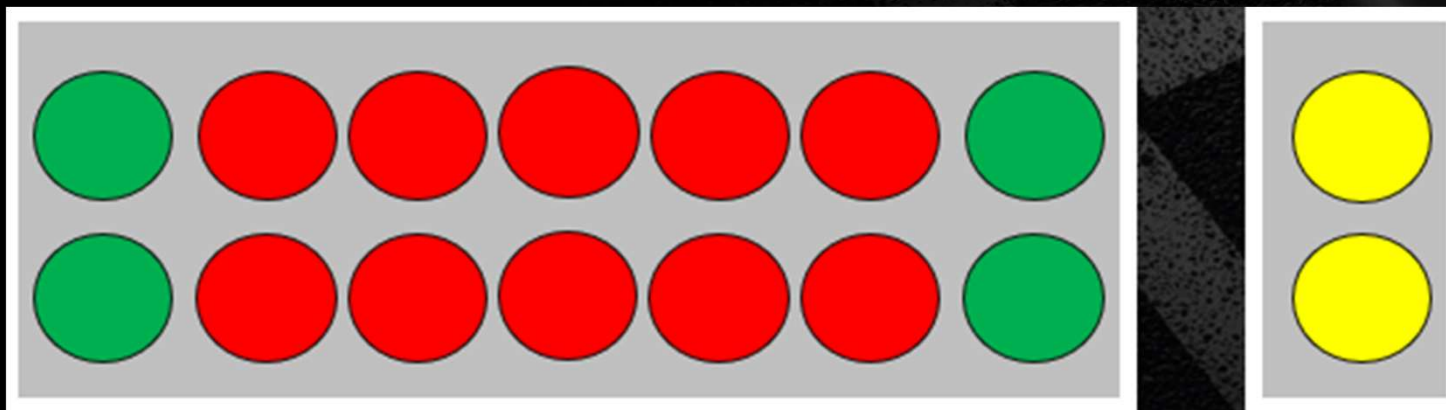
HISTORIC
TOUR

Pole



STARTING LIGHTS

HISTORIC
TOUR



STARTING LIGHTS – Light procedure

HISTORIC
TOUR

Formation lap

Behind the leading car

Stay together

forbidden to simulate a start

If you are late = start from the pit lane

All overtaking is forbidden during the formation lap, and any driver who is unable to keep his place will start in the last row



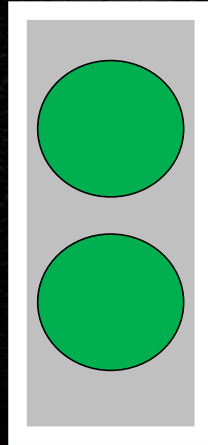
STARTING LIGHTS – Light procedure

HISTORIC
TOUR

Formation lap

No grid = **Start at end of lap**





Green light pit lane

Start of the formation lap behind the leading car.

Keep it together

Prohibition on simulated departure

If you are overtaken by the safety car, start from the back of the grid




2 x 2 set-up



STARTING LIGHTS – Rolling Start

HISTORIC
TOUR






70-90 Km/h
NO OVERTAKING




70-90 Km/h

The driver in pole manages the speed





TURNING ON GREEN LIGHTS
START



DELAYED START
New formation lap
The driver on pole acting as a pilot car
Starting the timer



ENTRANCE OF THE PITS – SPEED LIMIT



**SPEED CONTROLLED
BY RADAR
TIME LOOPS**



PITS

Pit exit lights




End of speed limit
Timing loop




EXIT OF THE PITS

HISTORIC
TOUR

White pit exit line
Forbidden to cross it

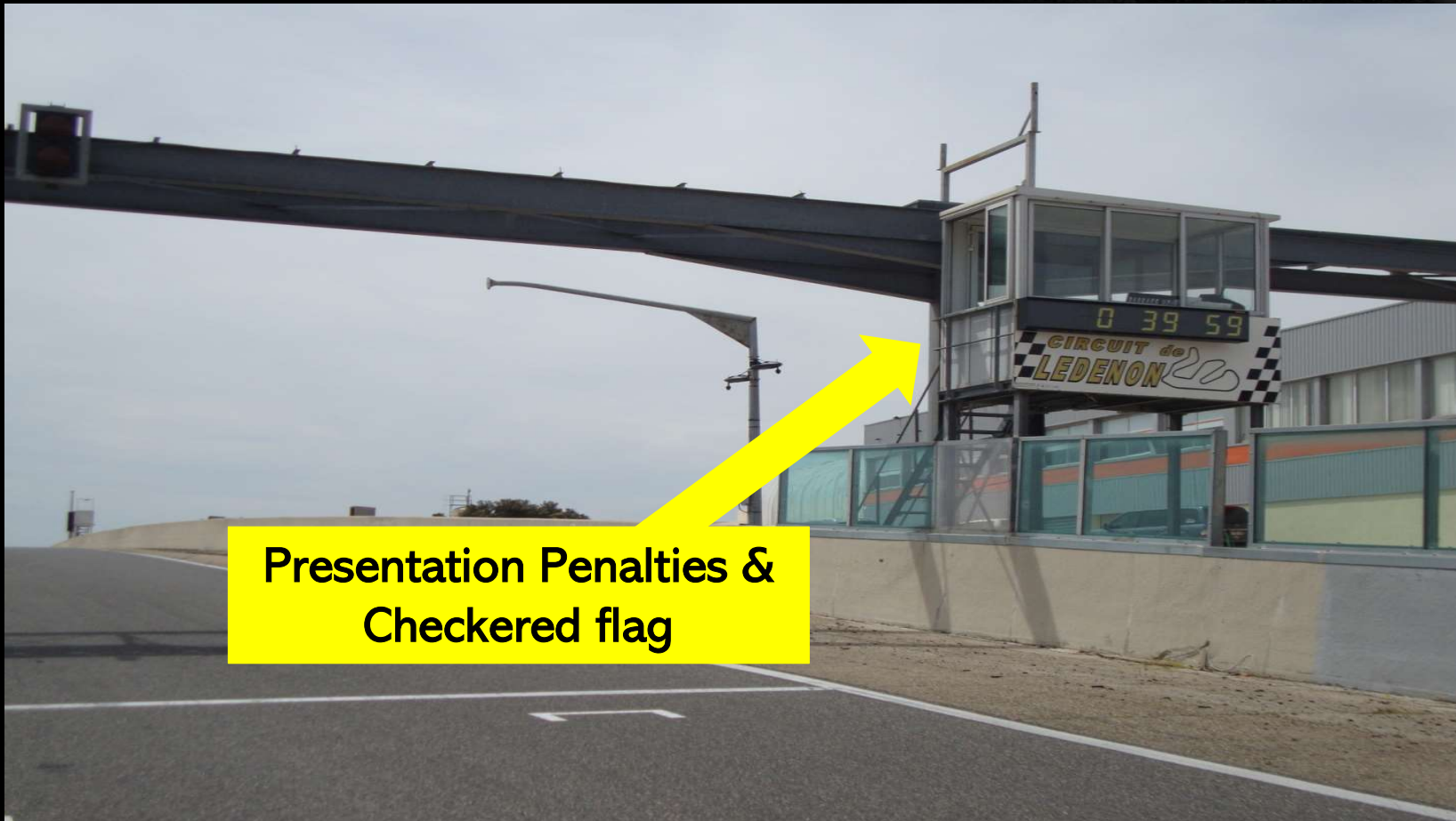


TRACK



TRACK

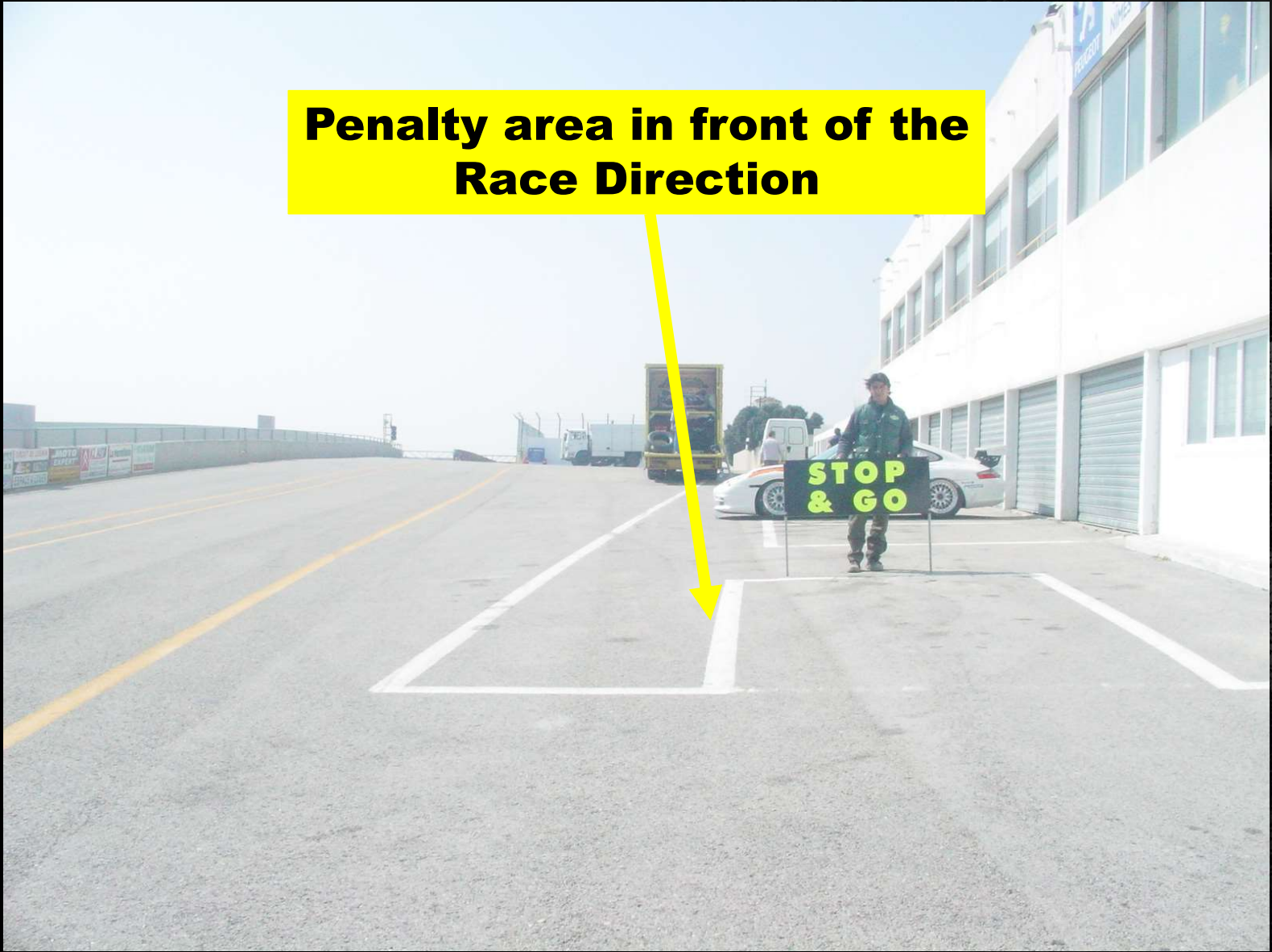
HISTORIC
TOUR



Presentation Penalties &
Checkered flag




**Penalty area in front of the
Race Direction**




PODIUM — BACK TO PADDOCK

HISTORIC
TOUR

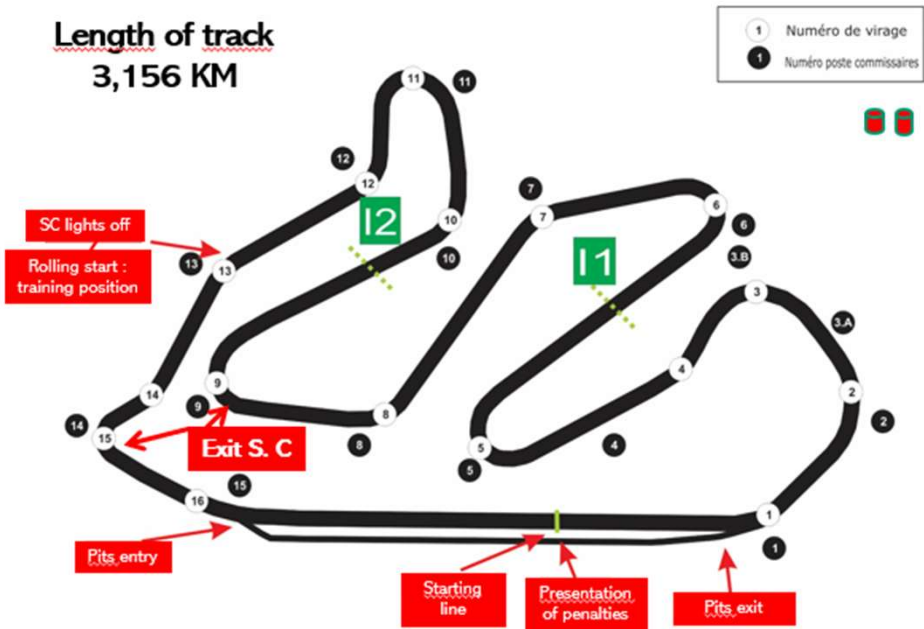


TRACK LIMITS

HISTORIC
TOUR



Length of track
3,156 KM



QUALIFYING TRIALS :

- 1st time : **Cancellation of the lap time + Screen message**
- 2nd time : **Warning + lap time cancellation**
- 3rd time : **Cancellation of lap time and best time**

RACES:

- 1st time: **Screen message**
- 2nd time: **Warning + Flags**
- 3rd time : **Drive Through**



SPECIFIC POINT

- The Leading Car and the Safety Car are the same vehicle.
- Which means at the start of the race, the cars come out behind the Leading Car, the Leading don't go to the pits but go back to station 14.
- The cars continue for the start.
- At this moment, the Leading Car become Safety Car.
It remains parked between turn 9 and 15 on the first lap of the race then, after the passage of the medical car, cut the track and go back to the pits to take his place as Safety Car at the end of the pits for the rest of the race.



The Race Direction thanks you for your attention and wishes you a good weekend

